






Swifts

Summer term projects

Driver project	 Magnificent Monarchs History	
Science	 Animal Survival	
Art and design	 Portraits and Poses	
Design and technology	 Cut, Stitch and Join	 Push and Pull



Magnificent Monarchs

In the Magnificent Monarchs project, your child will learn about English and British monarchs from AD 871 to the present day and consider how the power of the monarchy has changed over time. They will study six significant sovereigns; Alfred the Great, William the Conqueror, Henry VIII, Elizabeth I, Queen Victoria and Elizabeth II. Finally, they will choose which of the sovereigns that they have studied is the most significant.



Animal Survival

In the Animal Survival project, your child will revisit prior learning about habitats. They will learn about invertebrates and their characteristics. They will learn about microhabitats and go outside to identify and observe living things in various microhabitats. They will identify and research what an observed animal needs to survive and will construct simple food chains, learning the terms 'producer' and 'consumer.' They will explore how humans can harm and help animals' habitats and visit the school grounds to look at ways habitats are already being supported and potential improvements. Children will learn about the offspring of different animal groups, matching parents to their offspring. They will order the stages in animals' life cycles and investigate the life cycle of an insect, observing it over time. They will revisit learning about the four seasons and explore how animals' behaviour changes across the seasons and how this links to their life cycles. Children will plan and make habitat improvements within the school grounds, evaluating the success of their habitat improvements by collecting firsthand data.



Portraits and Poses

This project teaches children about portraiture. They analyse the portraits of Tudor monarchs and compare Tudor portraits and selfies today. They use photo editing software to create royal portraits.



Cut, Stitch and Join

This project teaches children about fabric home products and the significant British brand Cath Kidston. They learn about sewing patterns and using a running stitch and embellishments before making a sewn bag tag.



Push and Pull

This project teaches children about three types of mechanism: sliders, levers and linkages. They make models of each mechanism before designing and making a greetings card with a moving part.